



RAILS @ ROSEHILL

Australasian Region National Convention 2023
National Model Railroad Association

29 September - 2 October 2023

6029 is part of the collection managed by Transport Heritage NSW

Newsletter #4 | April 2023

rails@rosehill.org.au

On Track to Rosehill

Welcome to our forth Rails@Rosehill Newsletter!

The end of April is here already! In just five months time we will be meeting up at **Rails@Rosehill** and engaging in the wide range of layouts available to visit, attending the equally wide range of engaging Clinics, checking out the places the Partners Program is visiting, and sitting down together for the Convention Dinner! Wow, that's a full program with options! In this Newsletter we have included a comprehensive rundown of the Clinic Program. I know it looks fairly busy, but please take the time to read the details about what each clinic covers and what you can expect as a 'take out' by attending any specific clinic. I know you cannot be in more than one clinic at a time, unfortunately, so you—like me—will need to make some choices on which ones you want to attend!



We will have four or five layouts at Rydges Parramatta for you to view and talk to the owner about the layout points of difference, what the motivation for the layout is, and of course, *how* they use their layout. In addition, we have gathered many more layouts for you to visit both before and after the Clinic program. With over 40 layouts being made available over the Friday, Monday and Tuesday, it has been simply impossible to be able to create a 'tour' program, or programs, so we have renamed this part of our program 'Layout Visits' to better represent how it will work. More details shortly.

On page 11 of this Newsletter we have included details of the planned merchandise available for our convention. Special thanks to Roy Howarth for designing our logo which highlights the association between Rosehill, thoroughbred racing, and prototype rail activity in the area, and that the breadth of our membership covers Australia and New Zealand.

Allow me now to talk about the 'elephant in the room'. The cost of attending **Rails@Rosehill** which has been discussed in various forums as '**too expensive**'. Here is how my team looks at it—you can do your own maths:-

=> Convention Cost * (which all convention attendees pay)	\$260.00
=> <u>Less</u> the cost of morning tea on two occasions with friends	_____
=> <u>Less</u> the cost of lunch with friends on two occasions	_____
=> <u>Less</u> the cost of afternoon tea on two occasions with friends	_____
=> Actual Convention Cost excluding food components	_____

* Convention cost includes access to the layout program, clinic program, morning & afternoon teas (2), lunches (2), welcome canapes on Friday evening, on-site parking.

By my calculation, the cost of *just the clinic program* is \$95 per day or \$12.67 per clinic (you are able to attend up to 15 clinics over the two days). If you include layout visits for two days, **Rails@Rosehill** is costing you \$65.00 per day, Convention meals *included*!

I know that \$260.00 for some may be a stretch to come up with up-front. I understand this only too well. If you would like to discuss a payment arrangement for your convention ticket, please feel free to contact me directly.

After being online for just six weeks, already 29% of the target conference tickets have already been sold!

I encourage you to get in early before tickets are sold out...

Yours sincerely

John Arrowsmith

Convention Host / Div 7 Super

Email: host@rosehill.org.au



Key Information



Dates: **29 September—3 October**

The Venue: **Rydges Parramatta**
116-118 James Ruse Drive
Rosehill NSW 2412

Program Outline:

Friday: Layout Visits, Welcome Canapes
Saturday: Clinic Program, Convention Dinner
Sunday: Clinic Program, Kids & Grandkids
Monday: Layout Visits
Tuesday: Layout Visits

Clinic Program: **Clinics offered to support modellers new to the hobby through to emerging topics and techniques, and prototype modelers.**

Bring Your Kids/Grandkids! **Sunday morning bring your kids and grandkids to see and run the on-site layouts.**

Partners Program: **A lunch cruise on Sydney Harbour and visit to Parramatta historic sites.**

Layout Visits: **The visit program covers south of Sydney, general Sydney area, and north of Sydney, over three days.**

Accommodation: **Available at Rydges Parramatta, and other venues nearby.**

Registration Links

- ◆ Convention Registrations:
[Click here to Register](#)
- ◆ Partners Program Registrations:
[Click here to Register](#)
- ◆ Rydges Accommodation Bookings:
[Click here to book](#)



The 4:15pm service from Tawnton arriving at Watchit station is running 2 minutes late! The station staff have just finished loading the conflat wagon in the goods shed. Both the station building and goods shed are Scalescenes kits.

The layout belongs to Ron Solly, Division 8, and models south western England, modelled on GWR and the original Devon and Somerset Railway with a "play" on the name, hence the Devan and Summersett Railway.

The scene is fictional but based on UK styles and is set around 1970.



RAILS @ ROSEHILL

Australasian Region National Convention 2023
National Model Railroad Association

29 September - 2 October 2023

6029 is part of the collection managed by Transport Heritage NSW

Your Convention Ticket Options:

[CLICK HERE TO BOOK](#)

	Morning Tea, Lunch, Afternoon Tea	Friday Canapes	Layout Visits Friday, Monday and Tuesday	Clinic Program Saturday and Sunday	Convention Three Course Dinner	Partner Program Saturday and Sunday	Ticket Value
NMRA Member and Dinner	✓	✓	✓	✓	✓	—	\$330
Non-NMRA Member and Dinner	✓	✓	✓	✓	✓	—	\$360
NMRA Member (No Dinner option)	✓	✓	✓	✓	—	—	\$260
Non-NMRA Member (No Dinner option)	✓	✓	✓	✓	—	—	\$290
Partner Program and Dinner	✓	✓	Optional	—	✓	✓	\$280
Partner Program (No Dinner option)	✓	✓	Optional	—	—	✓	\$210
Convention Dinner Only	—	—	—	—	✓	—	\$80

Your Rydges Parramatta Options:

[CLICK HERE TO BOOK](#)

	Friday Night	Saturday Night	Sunday Night	Monday Night	Car Parking	Breakfasts	Included
Superior Queen	\$240	\$240	\$180	\$180	Complementary subject to availability	Own Cost	WiFi
King Room Converted to two Queen Beds	\$240	\$240	\$180	\$180	Complementary subject to availability	Own Cost	WiFi

On-site facilities include: Restaurant, Bar, ATM, Laundry, Room Service. Facilities are available for disabled or mobility impaired guests.

Two Day Partners Program Information:

Saturday starts from Rydges Parramatta at 10.00am for a coach trip into King Street Wharf where guests will embark at mid-day on a three hour cruise on Sydney Harbour. Soak up the Harbour sights, engage in fellowship all the while enjoying a three course lunch. Your choice of beverages will be extra. Guests will arrive back at the hotel by coach by 5.00pm.

Sunday starts at 9.00am back on the coach for a tour of Parramatta and surrounding historical landmarks including **Hambledon Cottage** with a guided tour and morning tea/refreshments, then on to **Old Government House**, Parramatta. Back to the Hotel for Lunch and a chat!

Built in 1824, **Hambledon Cottage**, was part of John Macarthur's Elizabeth Farm estate. It was used as additional accommodation by the Macarthur family and their friends. Best known resident was Penelope Lucas, governess to the Macarthur daughters. All of the furnishings are genuine period pieces and some have a special connection with the early colony. The cottage is built of sandstone brick and is a house museum - offering you an accurate sense of a colonial cottage in the early to mid 19th century! To find out more you will need to book on the Partners Program!

Did you know that **Old Government House**, which was built by convicts in 1799 on Indigenous Darug land, is a UNESCO World Heritage-listed site? It is the oldest surviving public building in Australia. To find out more interesting history...book on the Partners Program!



[CLICK HERE TO BOOK](#)



RAILS @ ROSEHILL

Australasian Region National Convention 2023
National Model Railroad Association

29 September - 2 October 2023

6029 is part of the collection managed by Transport Heritage NSW

Time	Event
Friday, 29 September 2023	
As selected	Layout Visits : Pre-Booked
5.00pm-8.00pm	Welcome Desk Open : Ballroom
6.00pm-7.00pm	Welcome to Rails@Rosehill Canapes : Steeds Bar & Restaurant— <i>Host</i> : John Arrowsmith (Convention Host)
7.00pm	Social Catchup / Dinner : Hotel Facilities—No formal program—Own Expense
Saturday, 30 September 2023	
8.00am-9.00am	Welcome Desk Open : Ballroom
9.00am	Official Opening and Opening Addresses : Ballroom
9.15am-5.15pm	<i>See Clinic Program Information for Details</i>
10.00am-4.30pm	<i>See Partners Program Information for Details</i>
6.00pm for 6.30pm	Convention Dinner : Ballroom—Pre-booked—see notes below
Sunday, 1 October 2023	
8.30am	Welcome to Sunday : Ballroom
8.45am-5.00pm	<i>See Clinic Program Information for Details</i>
9.00am-12.45pm	<i>See Partners Program Information for Details</i>
9.30am-11.00am	Bring Your Kids and Grandkids Program—Session A— <i>See Bring Your Kids and Grandkids Information below</i>
10.30am-12.00pm	Bring Your Kids and Grandkids Program—Session B— <i>See Bring Your Kids and Grandkids Information below</i>
5.10pm	Convention Close : Ballroom—Duncan Cabassi (Region President)
Monday, 2 October 2023	
As selected	Layout Visits : Pre-Booked
Tuesday, 3 October 2023	
As selected	Layout Visits : Pre-Booked

Rails@Rosehill Convention Dinner

Saturday evening we are hosting a three course **Gala Dinner** in the hotel ballroom. It will be an excellent opportunity to sit down with your model railroading friends and debrief on the day's events. The evening will include: an awards presentation, a guest speaker, and door prizes. There will be a cash bar available.

I look forward to seeing you all there. *John Arrowsmith, Convention Host / Div 7 Super*

Bring Your Kids and Grandkids (BYKG)

Sunday morning will be a special time when Conference attendees are able to share some of the Conference with their 'kids and grandkids' (BYKG)! A time when you can personally host them to see and run some of the exciting layouts we have on-site —to see more of what it is that takes up your spare time!

If you have family who would like to share this experience with you, and they live or will be in the Sydney area, let them know now, so they can mark their calendar to join you during Rails@Rosehill.

There will be two timeslots available:

- ◇ 9.30am through to 10.30am followed by morning tea at 10.30am
- ◇ 11.00am through to 12.00min-day preceded by morning tea at 10.30am

There will be no cost for BYKG, but bookings will be essential. Numbers will be limited.

Further details in coming Newsletters.





RAILS @ ROSEHILL

Australasian Region National Convention 2023
National Model Railroad Association





29 September - 2 October 2023

6029 is part of the collection managed by Transport Heritage NSW

Clinic Program Information

The following pages detail the current on-site program at Rydges Parramatta, and includes information about what's on and when. Please take some time to read through the details and reflect on the currency of the topics and the wealth of talent we have within the NMRA presenting these clinics. Each clinic has been classified 'as suitable' for three target audience types: 'L' for Leaving the Station—those new or starting their journey in the topic, 'S' for Steaming On—targeted for modellers well on their journey, and 'P' is for topics of a Prototype nature. The standard 'time' for each programmed item and clinic is 45 minutes unless noted in the first column for that Clinic.

Next month there will be additional detail regarding the style of clinic and the maximum number of attendees who can attend each clinic. In the meantime, mark the clinics of interest to you as this will be essential when you are asked to chart your journey at **Rails@Rosehill**.

Start Time	About this Clinic	Takeouts	L	S	P	Clinician
9.00am (15mins)	Official Opening and Address <i>Convention Host:</i> John Arrowsmith, <i>Region President:</i> Duncan Cabassi, <i>NMRA President:</i> Gordy Robinson (tbc)					
9.15am	Today's Modelling Scene—A Plenary Session <i>Panel:</i> Will James, Joe Callipari, Paul Cassar, Anthony Palmer, Peter Berg and John Arrowsmith					
10.45am	Flat Cars—Prototype to Model The presentation covers the development of Flat Car/Platform Wagons over the decades, loading principles and quick look at some of the loads they carried for both narrow and standard gauge railways/railroads. Plus, some tips on how to model them, making loads and adding them to your rollingstock.	You will have an understanding on how to build your own flat car/platform wagon, make loads and enhance your rollingstock that will assist you to have prototype operations.				Arthur Hayes MMR 
	Scratch Building Industrial Sites Sometimes the scene you want is not supported by kits. Scratch building is easy and we will walk through making an industrial scene. We will have examples of a building from the "mock up" to final finish for you to see and touch.	You will have confidence to scratch build a model using easily available tools and materials.				Jeff Lee MMR 
(1h 45m)	A Newcastle Rail and Industry Museum Rail museums, often including working train layouts, are becoming more common and more professional, such as the recently established Bathurst Rail Museum. This clinic will look at similar museums around the world, and discuss ideas for a Newcastle Rail and Industry Museum, covering the rail, maritime, industrial and architectural heritage of Newcastle. It will include a presentation and workshop to explore its potential management, design and operation.	Newcastle's unique history, and museum designs from around the world. Also an opportunity to help shape this initiative.				Garry Glazebrook 
11.45am	On30 Module Puzzle Describing how I built my On30 puzzle layout					Steve Chapman MMR 
	LCC—The Current State of Use in Layouts LCC has now been around for almost 20 years. We will look at the very basic implementation, attempt to resolve the confusion between DCC and LCC, and talk about some current LCC products. We will demonstrate some locally made products and show how LCC works with and without the need for computer systems and describe lessons learnt from Michael Peters Coinda layout for the past eleven years.	A clearer understanding of the role LCC plays in the control of model railway layouts.				Chris Minahan





RAILS @ ROSEHILL

Australasian Region National Convention 2023
National Model Railroad Association

29 September - 2 October 2023

6029 is part of the collection managed by Transport Heritage NSW

Start Time	About this Clinic	Takeouts	L S P	Clinician
1.15pm	Wheels, Rails, Pickup Getting your locos and rolling stock to stay on the track.	His trains will stay on the track.		Gerry Hopkins MMR 
(1h 45m)	Setting Up for Operations with JMRI Do you want to operate your layout similar to the prototype? Do you want the layout to have a purpose? This clinic will walk you through the process of how to set up JMRI Ops pro for freight car forwarding on a layout.	Learning about freight car forwarding, how to understand the relationships between the different functions in JMRI Ops Pro. How to read a build report.		Duncan Cabassi 
	Running full prototype length model trains Many model railway enthusiasts will tell you that small scale model locomotives can't pull a scale load. This is true for some off the shelf models and is mostly a problem for steam locomotives with tenders. This talk explores the various ways to achieve prototype length train operations.	The basic theory about friction and rolling resistance. How to improve locomotive tractive effort How to decrease the train rolling resistance Layout design factors.		Terry Flynn 
2.15pm	How do you couple various makes of rolling stock. A primer on N couplers. There are several types of couplers supplied with various brands of rolling stock and they all don't play nicely with each other to provide trouble free running and operations. This clinic will look at the different types, where best to use them and different ways of changing and tuning couplers and bogies to provide reliable running. If you have rolling stock that have troubles bring them along.	How to select the right coupler and how to convert your rolling stock for trouble free running.		Rob Peterson 
3.30pm	Focus on composition and creative viewpoints. "Telling a Story" from many different train locations and journeys visited overseas and Australia. A photographic train journey which will focus on creativity rather than camera techniques. Improve your images by using compositional guidelines, looking for the light and using a different perspective. Experience train trips and museums visited in UK, Switzerland, Canada and Australia. Photography tips and references to professional websites in the handout.	Use composition and creativity to tell a story with your train photos. Enjoy some new, or rekindle some existing, train journeys. Website references in handouts.		Ruth Garbutt 
(1h 45m)	Baseline Weathering I'll present the five basic steps I use to improve the prototypical appearance and create some individuality to all my rolling stock: ♦Trucks / couplers ♦Paint fade ♦Washes ♦Drybrush / Highlights ♦Flat finish Although these techniques are presented in HO, they crossover to all scales. I utilise airbrushes but also present alternative techniques to achieve similar end results.	The confidence to try some or all of these techniques and see what works for each individual modeler.		Steve Pettit MMR 
	Moving Coal on the Newcastle-Fassifern Layout If moving coal in the 1960's in NSW is your thing, then this clinic aims at exploring the intricacy of the real prototype in the Hunter Region, and how I simulate it on my Newcastle - Fassifern layout. Includes details of different types of trains, coal types, destinations, motive power and schedules. Includes details how my prototype - based schedules were developed.	History of coal mining and rail movement in the Hunter up to the 1960's Coal markets (export, steel making, locomotive purposes, other industry) Generating prototype -based timetables		Garry Glazebrook 
4.30pm	Getting your MoJo back or finishing that project you started a few years ago. What happened to that project you started a few years ago and put it away "till later". Get your enthusiasm back and get it finished!	How to restart that unfinished project and be proud of it!		Gerry Hopkins MMR 










RAILS @ ROSEHILL

Australasian Region National Convention 2023
National Model Railroad Association

29 September - 2 October 2023

6029 is part of the collection managed by Transport Heritage NSW

Start Time	About this Clinic	Takeouts	L	S	P	Clinician
8.30am (5 mins)	Welcome to Sunday Convention Host: John Arrowsmith					
8.45am	Weathering in a Can and with an Accent Craig Mackie and Paul (PK) Kaluschke will provide and discuss some tools, techniques and skills to enable modellers to begin their journey along the modelling continuum. We will show you how to move your models from straight 'out of the box' into being classified as 'detailed models. This will lead modellers onto being able to eventually create highly detailed models, if they use these skills with other available techniques.	How to turn a newly purchased wagon or kit into a weathered wagon or kit that starts the modeller along the path to being able to detail model items.				Craig Mackie and PK 
	An Introduction to JMRI and Why You Need It This clinic assumes that you have never used JMRI but are curious about what it is and why you should use it. The clinic does assume those attending will have some computer skills. The aim of the clinic is to enlighten those attendees that have never used JMRI but are curious about what it is and they should use it. The clinic does not require any knowledge of JMRI.	The clinic attendees will take away a general overall understanding of what JMRI is and what it can be used for in their modelling endeavours.				Ian Sprent 
	Layout Operations—A Workshop The NMRA's OpSIG publication of 2017, "A Compendium of Model Railroad Operations" is a landmark document, particularly for North American prototype modellers. How can these modellers, or modellers of this Region's railways, use it? This workshop will explore what we are all doing now, where we want to go, and will urge the next steps in forming a Regional approach to layout operations.	A discussion of the operations systems used in this Region and the experiences of layout owners and operators, planning to improve skills and satisfaction in layout operations within the Region.				Ian Barnes 
9.45am	Operations. How to get started and the enjoyment it adds. So you have a layout or planning one and have heard people talking about operations! Is operations for me, what is it, can I adopt it or how do I start?? Operations or operating sessions are about running your trains like the real thing. Any size layout can offer some form of operations and during the presentation I will discuss various types and ways to enhance your layout.	Have an understanding of how operations is used and implemented to enhance and increase the enjoyment of running trains on a layout.				Darren Lee 
	Trees for the Forest This clinic will focus on techniques to help modelers create a believable pine forest rather than stand alone individual trees or tree species. The concept presented here is based on using different methods, materials, and level of finishing to build trees and therefore forest with regards to the visibility of the trees within the layout scenery. The emphasis on a successful representation of the forest whilst balancing available modelling time	At the conclusion of this clinic, I hope to have shared some ideas and techniques that other modellers can use to create a plausible pine forest on their own layout.				Steve Pettit MMR 
	Weathering Rust and Grime Rob will demonstrate weathering techniques for replicating the grime and rust of modern era steel rolling stock without ever touching an airbrush! We will use water soluble paints and no harsh chemicals. Filters, pin-washes, and rust streaks will be covered.	Ability to recreate realistic rusty weathering effects in any scale.				Rob Barker 





RAILS @ ROSEHILL

Australasian Region National Convention 2023
National Model Railroad Association

29 September - 2 October 2023

6029 is part of the collection managed by Transport Heritage NSW

Start Time	About this Clinic	Takeouts	L S P	Clinician
10.45am	Servos for Switches: War stories and Tips Servos are an alternative to Tortoise Switch machine and solenoid motors. They move the switch in a more prototypical manner and due to their small size can be used where Tortoise is not applicable.	Will Servos work for me? Ideas to build your own brackets. Programming experiences and tips.		Jeff Lee MMR 
	How to Train Your Crew This Clinic will present some ideas for layout owners who are thinking of implementing or improving Operations Sessions on their layout. It will discuss relevant information to present to potential crew members so they have an understanding of the layout and feel confident to operate the layout. Our ultimate goal is to schedule a successful immersive Operations Session for the enjoyment of all in attendance.	Ideas for information to be provided to your crew.		Craig Mackie 
(1h 45m)	The Journey in developing an O Scale layout of the New York Central West Shore River Division How did an English Railway Modeller end up building a U.S. based railroad? Enjoy the photographic journey of the development of a 400 square metre O Scale layout focused on the River Division of the New York Central. Learn how two modelling periods have evolved - year 1950 NYC and year 2000 CSX. Learn of techniques used in the railroad and see the large range of locomotives and rolling stock.	Learn how the prototype NYC and CSX railroads are modelled on the West Shore River Division in New York.		David Howarth 
11.45am	Tip & Tricks for Modelling in Styrene. Come and learning some "Tip and Tricks" for using styrene for building structures and rollingstock. During the session we will learn from each other as we discuss what works for you and me. Let's look at what's available and where you get it, tools you find usefull and construction methods that make unique models you cannot purchase.	You will leave with a renewed awareness of what can be achieved and knowledge that will assist you in your modelling endeavours.		Arthur Hayes MMR 
1.15pm	Planning Your Layout using the rewards and limitations of your aspirations Creating and designing track plans depend on experiences of each individual and the space available. We all strive to express our rail modelling and operating aspirations within our experiences. Model railroaders are all different and none of us has the exact space to build our rail empire and satisfy our ambitions. Planning for our best outcome, means scrapping some preconceptions to adopt new and alternative viewpoints.	Before laying the first piece of track, have you considered all the alternatives that may affect the future of your layout?		Graeme Barnes MMR 
	A chat with Jim Scorse from NCE on the history of NCE DCC This is a chance to chat with the originator of the NCE DCC system Jim Scorse. The most popular DCC system in Australia. You will be able to ask Jim question in real time just like he is at the convention.	An insight into how NCE started and where it is going.		Martyn Jenkins
(1h 45m)	Setting Up for Operations with JMRI (Repeat Presentation) Do you want to operate your layout similar to the prototype? Do you want the layout to have a purpose? This clinic will walk you through the process of how to set up JMRI Ops pro for freight car forwarding on a layout.	Learning about freight car forwarding, how to understand the relationships between the different functions in JMRI Ops Pro. How to read a build report.		Duncan Cabassi





RAILS @ ROSEHILL

Australasian Region National Convention 2023
National Model Railroad Association

29 September - 2 October 2023

6029 is part of the collection managed by Transport Heritage NSW

Start Time	About this Clinic	Takeouts	L S P	Clinician
2.15pm	Logging Railways - a modeller's dream A logging railway is fascinating. Whether it's a principal feature of your layout or side show, a logging railway can be built for almost any period, in a small space and at relatively low cost. The wonderful variety in both North America and Australasia not only lends itself to both prototypical or proto freelancing design but the products from these railways provide ideal freighting opportunities for your main line.	This clinic will describe prototype logging railways in both North America and Australasia, highlighting their huge modelling potential and the resources available to model railroaders.		Ian Barnes 
3.15pm	Build a Farm Shed (Hands on) Is there something missing from your layout you cannot purchase? Why not build it yourself. "Hands On", come and build a styrene farm shed and you will learn skills for working with styrene. Making parts fit together and assembling parts to make a small structure. All parts are pre-cut and supplied at no cost.	Make your own small structure that you can take home having learnt a new skill working with styrene.		Arthur Hayes MMR 
	3D Printing 3D printing is the "in thing" and many small manufacturers now use it extensively. Although you may not get into 3D printing, you need an understanding of the processes to know the limits and abilities of the technology.	3d printing is becoming common-place in the hobby and in life. This clinic tells you how it is done and all the advantages and pitfalls of the technology.		David O'Hearn MMR 
	Proto Throttle by Iowa Scaled Engineering prototypical operations This clinic showcases the Proto Throttle by Iowa Scaled Engineering. The Proto throttle adds a whole dimension to operations applying realistic acceleration and braking capabilities as well as many other features. The clinic will also discuss how to setup the proto throttle and will also look at how locomotives are programmed to maximise the Proto throttle functionality.	Awareness of proto throttle and the advantages of operating and how to set up both the throttle and locomotive		Paul Cassar 
4.15pm	JMRI Software Installation and Configuration (Workshop) This clinic is aimed at those people that would like to install JMRI on their computers but have somebody looking over their shoulder to ease them over any hurdles that they may experience. This clinic will require the attendee to have their own computer and be willing to install JMRI onto that computer. The computer must be able to connect to WIFI.	The attendees computer will have JMRI installed and they will have a basic understanding on how to use the software.		Ian Sprent 
	Operations using Track Warrants This discussion will look at why and how the prototype uses Track Warrants. It will then cover how to implement in the model form.	How to implement Track Warrants on your model railway.		Peter Jensen
	Using Online Tools To Enhance Your Modelling A discussion on using online services to better improve your modelling, whether it be prototype or freelance, regardless of scale. These include the use of such services as Google Maps, YouTube, Various Podcasts, Facebook Groups and Modelling Forums. You may even meet a modeller online who is located near to area you are modelling and can provide photos/video.	Learn where to look for the relevant information or modelling inspiration that will vastly improve your layout and modelling skills.		Gary Ruming 





RAILS @ ROSEHILL

Australasian Region National Convention 2023
National Model Railroad Association

29 September - 2 October 2023

6029 is part of the collection managed by Transport Heritage NSW

Layout Visits

If you have never had the opportunity to see a wide range of modelling and operating skills; now is your chance as part of the NMRA Australasian Region National Convention 2023.

Layout visits before and after Rails@Rosehill are an integral part of the offering of the 2023 National Convention. The formal clinics, demonstrations and information sessions give all modellers new and different slants on techniques and skills. The layout visits are the proof of the pudding. Seeing how another modeller finds solutions and applies skills to their layout is a rewarding experience.

The layout visits are purposely organised one day before, and two days after the formal parts of the Convention. Layouts will not be available for inspection during the Convention to ensure owners of layouts also have the opportunity to attend the Convention.

Adding an extra day to the layout visits (Tuesday 3 October) has created many benefits. Hosts of layouts have welcomed the extra day; it allows them the chance to be guests at some of the layouts that are not normally available for visits. Club layouts offer operating sessions around their normal club activities to be part of the NMRA layout visits. Some visitors travel long distances to the Convention, the extra day allows more time for planning your layout visits.

For Rails@Rosehill we have discovered new and revamped layouts in many different scales. Some of these layouts have not been open to wider audiences until now. Unfortunately some layouts can only accept 3 to a maximum of 6 visitors at a time. The booking system will show maximum numbers and session times for these layouts.

Some well known modellers have moved or are in the process of replacing or rebuilding layouts. They have offered their incomplete layout to explain the process of redesigning and constructing from scratch. One incomplete layout has moved to a fully computerised system but still needs scenery for enhancement. Even though some layouts are incomplete there is a wealth of information to be gained from these experienced modellers.

Discovering the hidden gems of layouts has taken considerable time. There are a large number of well known, and essentially complete layouts that the hobby as a whole, have heard about or have visited. These layouts will also be part of the numerous venues for inspection. Many well-known layouts are yet to be contacted. Sadly some layouts will not be generally available for health issues.



A grey 3801 loads at the tipple



A view from the porch



Along Mullet Creek






RAILS @ ROSEHILL

Australasian Region National Convention 2023
National Model Railroad Association

29 September - 2 October 2023

6029 is part of the collection managed by Transport Heritage NSW

Layout Visits ...



Manildra Flower Silos



Dawlish holidays



Over the gorge



Fodens galore



SoP on Southern Highlands



Hill Top in 1955—waiting for the railmotor for shopping down the line.

If I haven't been in touch with you and you would like your layout included, please contact me.

Graeme BARNES MMR

layouttours@rosehill.org.au or me on 042 740 0755.





Convention Merchandise

Rails@Rosehill will be offering a range of souvenir merchandise. All items will feature the convention logo, designed by Roy Howarth, which highlights the association between Rosehill, thoroughbred racing and prototype rail activity in the area, while recognising that our Region includes modellers in both Australia and New Zealand. This is consistent with the theme portrayed at our venue, Rydges Paramatta, where the various function rooms, bars etc., are named for iconic Australian steeds or otherwise linked to racing. Agreement to title this event as a 'national convention' has been received from the NMRA head office.

Items planned include:

- Vinyl stickers – 80mmH x 70mmW - some stock will be available at our stand at The Great Train Show, Rosehill Gardens, Sydney, May 6th-7th
- Embroidered sew-on patches
 - ◇ Approx. 105mmH x 90mmW
- Polo shirts
 - ◇ white with logo four-colour printed on the left breast
 - ◇ features black, white & grey stripe at neck & cuffs
 - * plain white on reverse collar
 - ◇ 100% cotton, collar with elastane, 240 g/m²
 - ◇ A range of sizes from Small to 5XL – *refer to table below for measurements*
 - ◇ Logo colour printed on the left breast

Measurement Table:

Ref.	Area	S	M	L	XL	XXL	3XL	5XL
A	Body Length from Shoulder Point	70	71.5	73	75	77	79	83
B	1/2 Chest Width	50	53	56	60	64	68	76
C	Sleeve Length	18	19	20	21	22	23	25

All measurements are indicative with minimum tolerance of 1cm.

Use this table to calculate the appropriate the size you need to order. Measurements are in cm.



Note: Polo Shirts will be white.

- Coffee mugs
 - ◇ Frosted glass
 - ◇ 325ml with logo four-colour printed (print area 35mm x 35mm)



- "Convention cars"
 - ◇ We have secured a limited supply of HO-scale RTR NSW KKG horse boxes
 - ◇ N scale options being investigated – either a similar type of stock car or possibly an oil tanker – both have significance to the Rosehill area and the Sandown line
 - ◇ Cars – or kits if RTR cannot be sourced – will be supplied with decals featuring the logo, for application by the modeller



Merchandise (other than stickers) will be pre-ordered and paid on-line to ensure we meet production cut-off times, for collection at the Convention. No postal delivery.





RAILS @ ROSEHILL

Australasian Region National Convention 2023
National Model Railroad Association

29 September - 2 October 2023

6029 is part of the collection managed by Transport Heritage NSW

Contest Information: Contest Chairman: Gerry Hopkins MMR FMRA

As part of the Convention we hold a **Modelling Contest** that any/all attending members can enter! Click this link to the [Contest Information](#) page on the AR Region Website which explains the options and categories available.

The link above includes an explanation of the contest rules and categories available, with links to explanations of the forms needed to enter a model in the contest.

Have you thought about entering into the **Photography Contest**? This will be judged by someone who has won the contest a few times herself – *Ruth Garbutt*.


The **Rick Shoup Award** is awarded for the Best Model Of An Australasian Prototype. This model can be a loco, rolling stock or structure. The choice is yours!

The **John Baker Award** is awarded for the best Model Of An American Prototype. This model can be a loco, rolling stock or structure. The choice is yours!

Additionally, attaining a point score of 87.5 points, or 70%, entitles the entrant to a **Merit Award** which counts towards the **Master Builder Awards** in the **NMRA Achievement Program**.

Here is the link again: <https://nmra.org.au/contest-information/>

These are some photos of previous entries:



Inside the Traction Power Station



NSW PC1 Station



If you require any information on the Modelling Contest, please email the [Contest Chairman](#), he is happy to assist.

Up for a Challenge—an 'A4' Challenge?

Your skills and talents are called upon to create a diorama with a foot print exactly the size of an A4 page—that is 297mm by 210mm.

* Your diorama can be any height! * Must have at least one human and one animal included. * Not to include any 'trains'.

Think about: movement, light, and sound. Maybe something typical of the location or era your modelling. *What about:* ...water...lights... Dioramas will be on display in the Contest area and during the Convention Dinner.





RAILS @ ROSEHILL

Australasian Region National Convention 2023
National Model Railroad Association

29 September - 2 October 2023

6029 is part of the collection managed by Transport Heritage NSW

More Places to Stay

There are other places you could choose to stay during **Rails@Rosehill**. You will need to make contact with the hotel or motel to make your own enquiries and bookings. Here is a selection:

Nesuto Parramatta—within 0.1km

Mercure Sydney Parramatta—0.6km

Meriton Suites Parramatta—1.5km

Holiday Inn Parramatta—1.6km

SKYE Hotel Suites Parramatta—2.2km

Novotel Sydney Parramatta—3km


Optionally, check with: www.bookings.com, www.wotif.com, www.hotelscombined.com.au, www.stayz.com.au for these and other options. *Be mindful of the distance and cost to get to and from the Rydges Parramatta when considering your choice of accommodation.*

Getting to Rydges Parramatta:

By Car: Rosehill is accessible from Sydney's Motorway network:-

Use your GPS for directions to Rydges Parramatta (situated opposite Rosehill racecourse). Complementary parking subject to availability.

- ◆ M1—North Connex—Carlingford—James Ruse Drive
- ◆ M2/Hills Motorway—Carlingford—James Ruse Drive
- ◆ M4/Western Motorway: either direction—turning off at James Ruse Drive
- ◆ A40/Victoria Road turn off into James Ruse Drive
- ◆ A44/Parramatta Road: turn off into James Ruse Drive



By Train: From Parramatta Station (the closest major station) then catch the M92 bus to stop 2142152 (opposite Prospect Street).

Flying: from Sydney Domestic Airport:-

- ◆ From Platform 1 to Central Station platform 21 (usually) - T8 Line
- ◆ From Platform 18 (usually) to Parramatta Station - T1 Line
- ◆ Then either by M92 bus to stop 2142152 (opposite Prospect Street) or by taxi to Rydges Parramatta

Best Supporting Tools:

- ◆ Apple/Google Maps
- ◆ TripView from the App Store or Google Play

Special Thanks for Supporting Rails@Rosehill:

Will James Railways: [Youtube Channel](#)
[Website](#)

Australian Model Railway Magazine: [Website](#)

Rydges Parramatta: [Hotel](#) [Accommodation Bookings](#)

NMRA AU: [Website](#)

NMRA: [Website](#)

Mainline: [Website](#)

Contact Us:

- ⇒ Program: rails@rosehill.org.au
- ⇒ Contest: contest@rosehill.org.au
- ⇒ Layout Tours: layouttours@rosehill.org.au
- ⇒ Prototype Tours: prototype@rosehill.org.au
- ⇒ Partners Program: partners@rosehill.org.au
- ⇒ Registrations: registrations@rosehill.org.au
- ⇒ Shop: shop@rosehill.org.au
- ⇒ Accounts: accounts@rosehill.org.au
- ⇒ Host: host@rosehill.org.au

