



THE FLIMSY

NMRA Division 2 Newsletter

February 2020

In this issue.

From the editor

February meeting

Show-n-tell

The last say

From the editor.

G'day,

Stephe JITTS opened the meeting hosted by Terry CRAIG informing members that their reply for attendance / apology email for meetings should include the HOST, Convenor and if indicated the Members place of the meeting for arrangements for seating / catering.

Please wear your Badge so others with short memory / long time since last meeting can be recognised.

A list of hosts for 2020 was distributed to those present and will be sent by email to the greater membership at some stage.

The matter of noted omissions / URL on the NMRA website to The FLIMSY has received attention where it will be corrected.

LENZ has upgraded its Firmware to version 4 but not the Hardware

Ian BARNES informed the meeting that "In early February, 14 members of the Eurobodalla Model Railway Club (EMRC) voted to become a NMRA member club. They also agreed that EMRC assets, including a Club layout, will transfer to the new organisation. Consequently, EMRC members who are not already NMRA members, are now applying to join the NMRA and Division 2 can expect an approximately 25-30% increase in membership".

Keep on training.

Robin.

February Meeting Show-n-tell

Items tabled:



John MARTIN.

Opened the show-n-tell with a 'NO show of the items' he received from his wife Shirley at Christmas; however he did speak enthusiastically on these items, pictures now received for the record.





John BULLEN.

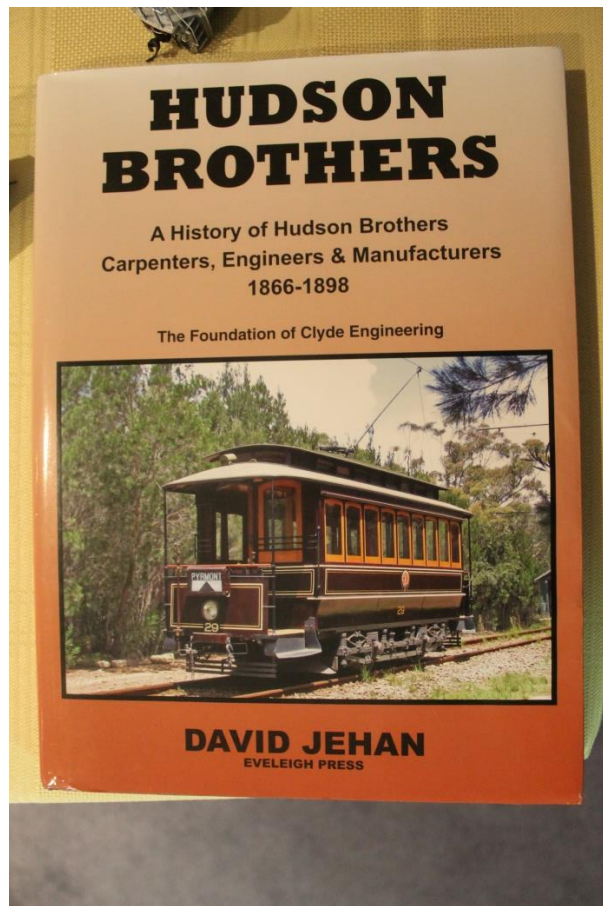
Apologised for the 'non show' of the O Scale Civil War book, it was placed in a safe place but somehow not seen when the time came to table it, however other publication items were given a brief talk on.



It was mentioned by Jess BRISBANE that the Model Railroading by John ALLAN is also available in Hard cover as the soft cover binding separates over continued use.

Stephe JITTS.

Comment fantastic reading & pictures.



Jack CHILD.

The set of 8 "R" class coach kits is progressing at a much slower pace than expected having issues with a primer which peeled off when the first colour coat applied requiring stripping & a re-think of primer which worked much better and gave smoother application for the next stage of Vallejo colour.




Ross BALDERSON.

The production of styrene 'masters' for RTV moulding & Resin casts using Barnes products



Also a track plan showing where insulation areas to the hand laid N scale rails are to be placed to the turntable.




Brian THOMAS.

The O gauge 830's are finally starting to be assembled following a hiatus of three years in finding & procuring the correct shade of 'Regal Red' paint where also preparing paint all those accessories to adhere to the various areas of frames & shell. So many parts circulated around the viewing tour where at the last segment a 'mishap' knocking some parts to the floor, where after slow as careful searching pleased to report ALL parts were recovered & returned to the foam display layout sheet.



The locating of Turntables suitable for the layout was also being a challenge as one of the 'cheapest' being a Millhouse River Studio at \$US1840.00 with P&H of \$US800.00 plus GST would have made the bank balance shudder, where in the process of 'frugality' [who isn't these days] MRRC Blacktown advised that the ATLAS turntables arrived with a price tag of \$US300.00 ea. Pictured below left the package & right set in place on the layout



Matt SEMENAS.

MTH SD70Ace 2000 HP



CMX Brass cleaning car & a WALTHERS CSX Track cleaning car a selection of WOODLAND Scenic products.



Ian BARNES.

The 'Tabled items' pictures the completed item which took more time to locate and find some items the bolt & washer detail being 3D printed are from Signals Branch / Shapeways to complete assembly then painting to estimated 350 castings were painted black & each glued into predrilled holes.

The model is based on the Two Mile Creek Bridge at WALGETT NSW which is now not used but is NSW Heritage listed.

The rail way robbed from PECO Code 83 track lengths & soldered to occasional PCB sleepers then spiked on the timber transoms.

Most of the squared timber was sawn to size from model ship building stock but some were available commercially.

The round timbers were from various sized kebab skewers. All timbers were fixed with PVA glue.

The completed bridge has independent power supply to each rail being inserted into the layout scenery such that it can be removed at any time for maintenance.



The three span Howe Truss Bridge pictured on Ian's layout.



Hosted Presentation by Terry CRAIG.

Preamble:

Terry visited the Soviet Union some years ago taking many pictures of the various Class of steam locomotives. The quantities of steam classes produced was large but the quantities produced was staggering having one class totalling 4999 units !

Set up at times has its issues with technical adaptation being required for connecting to PC's where formatting to obtaining the best ratio frame for viewing gives many remarks from the floor to the matter where finally the image appears on the wall, being a 'heads-up', pardon the pun, of Terry indicating on the USSR map showing the rail system in various colours. It is difficult to process pictures to this format however Terry has provided some links on this subject



<https://www.youtube.com/watch?v=KreZrJUD8O8> this features most of the surviving operational Russian locomotive types:

https://www.youtube.com/results?search_query=steam+in+the+ukraine Nicely filmed Russian steam locomotives on trains in the Ukraine (once part of the USSR)

https://www.youtube.com/watch?v=QUfmbfwF_Fc 'Parade' of surviving operational steam locos in 2016 for a major WWII victory celebration. Very much a WWII commemoration parade remembering the trains, but with good shots of the locomotives. The Russians lost 40 to 60 million people in WWII so their WWII victory celebrations are taken very seriously. Stalin had only admitted to 20 million dead in the War, lest he look as bad as he had been, but contemporary historians – after they got into the Kremlin archives following the collapse of the USSR – estimate the real figure was 40-60 million:

There are also a lot of videos of steam locos in the Ukraine on YouTube, some worth watching.

Terry thanked all for being such a good audience and for the set-up help at the beginning,

The last say.

What can one say but for you to bring those show-n- tell items along in kit form, started, completed or modified, it adds to the discussions for what went wrong as to how to correct / adapt.

There are times when boredom leads to procrastinations and then the inspiration strikes with photographs as the one below to rekindle the modelling to the next level.



This may be the time to start a photo quest to re-enthuse that dream.

Keep on training.

Robin.

The next hosted meeting is the 21st March 2020 by John MARTIN at Stephe JITTS Old LINTON YASS NSW start 1300 please RSVP to advise John & Stephe of attendance.

2020 if you are interested in hosting a meeting this year contact Stephe who will provide necessary information.

The FLIMSY contact robinfoster@inet.net.au