



# *The Extra*

## Division Seven Newsletter

Volume 5, Issue 6  
18 June 2016

## *From the Editor...*



Welcome to the June edition of The Extra for 2016.

Winter is now upon us so it is time to rug up and stay indoors. This is perfect modelling time so grab one

of the many kits you have socked away and get into building it. There is nothing more enjoyable than working on a model in a warm room out of the cold, chilly winds of winter.

Like all magazine editors, I am always desperate for new articles and items of interest. As you can see, this issue is a little light on detail so please send to me any articles, either your own or even good articles found in magazines that you think others would be interested in reading. I am always seeking contributions for *The Extra* so please pass contributions to me at meetings or email them to me at:

[dohearn@internode.on.net](mailto:dohearn@internode.on.net)

All contributions will be gratefully accepted.

-by David O'Hearn

## *June Meeting*

**June Meeting**—On Saturday, 18th June at John Montgomery's place at 12 Lindwall Place, Shalvey commencing at 2:00 pm. **NOTE: This is the third Saturday of the month due to the Epping Model Railway Exhibition on the normal weekend.**

## *Next Few Meetings*

**July Meeting**—On Saturday 9th July 2016 at 2 pm at John Saxon's place at 186B Davistown Rd, Yatalunga 2251. Parking in John's driveway is limited so it is best to park on the waterfront and walk across the grass to John's place.

**August Meeting**—On Saturday 13th August 2016 at Rob Peterson's residence at 24 Meckiff Avenue, North Rocks commencing at 2pm.

**September Meeting**—On **Sunday** 11th September 2016, Div 7 will be hosting the mini-Convention at Berowra Community Centre. Register on our NMRA.org.au web site which links you to the [Try-booking.com](http://Trybooking.com) site

## *Other Notable Dates*

- Epping Model Railway Exhibition at Brickpit, Dartford Rd, Thornleigh on 11-13 June 2016. Entry fee is adult \$12, concession/senior \$8, child \$6, family \$30.
- NMRA AR Mini-Convention on Sunday 11th September 2016 at Berowra Community Centre. Register on our NMRA.org.au web site which links you to the [Trybooking.com](http://Trybooking.com) site
- AMRA Exhibition at Liverpool on 1 to 3 October 2016. Entry fee is adult \$15, Concession/Senior \$11, Child \$8, Family \$38 and Multi-Day pass \$30.

## *Division Seven Roles*

Superintendent	Les Fowler
Treasurer	Sam Mangion MMR
Hospitality Manager	Jack Parker
Editor	David O'Hearn
Presentation Manager	John Sterland
Moose Wrangler	Paul Marrant MMR

# *Division Seven Meeting*

## *June—Hills Model Railway Society*

The Division 7 Meeting for May was hosted by the Hills Model Railway Society (HMRS) at their club rooms at Baulkham Hills. The meeting was on Saturday 14<sup>th</sup> May. The weather was perfect with a bright, sunny autumn day. The HMRS had their many layouts operating which included HO and N scales using DC and DCC control systems.

At the business stage of the meeting, Les Fowler thanked the HMRS for hosting the meeting at comparatively short notice as the May meeting was to originally be hosted by the late Donald Davis. The HMRS also supplied a lovely afternoon tea and provided the tea and coffee for the afternoon. This generosity was greatly appreciated by the NMRA members present.

Les presented 25 year plaques to Ian Henderson and David North.


Les called for volunteers to take over running of the Kids Scenery clinic and the Tea/Coffee making at the monthly Div 7 meetings as the current incumbents for both of these roles have to stand aside for various reasons. Les also called for volunteers for the "Adults" Clinic at the Thornleigh Exhibition in June.

The meeting concluded with Erik Bennett reminding members that membership renewals would be issued

shortly. Les reminded everyone about the Convention in September.

Everyone then dived into the lovely afternoon tea provided by the HMRS and enjoyed watching trains on the various layouts.

- by David O'Hearn



Ian Henderson receiving his 25 year membership plaque



Some of the members at the meeting



David North receiving his 25 year membership plaque



Ron Sneddon receiving the host plaque on behalf of the HMRS



## Using new metallic Pan Pastels for Weathering—Box Cars

The following article has been extracted from a web site blog on the use of Pan Pastels.



**STEP 1.** Weathering with PanPastel Colors used on roof from previous weathering. (See my other articles in previous issues of *The Extra*).

**STEP 2.** Using the Flat (No.2) Sofft® Knife to apply Pewter. The camera doesn't show the sheen of the metal but you can see a difference between the left and right of the Sofft® Knife.

**STEP 3.** On a previously weathered sheet metal roof, I added swipes of the Pewter over the existing PanPastel Colors. It gave the roof added depth and a sheen that is sometimes seen in the sunlight.



Much like the PanPastel **Pearl Medium – Coarse Black (014)** will add sparkle to coal loads this has a different effect when viewed from different angles. For a fresher newer car I took a model that I had primed the roof with a medium light gray (Milwaukee Road grey) and rubbed the Pewter with an occasional swipe of Silver.

### **RUNNING BOARDS AND LATERALS**

Some freight car roofs were painted with a Black Car Cement to water and rust proof them. I chose my Branchline® NYC Dispatch roof car for my next subject. I had previously added some subtle



rusting to the panels. I wanted to show light wear on them and the running boards which were cast with a nice raised Apex grid pattern. I used the Pewter on my Pallet brush and lightly applied with small strokes, lightly reloading as I went. Some areas were clogging the openings so I blew air to unclog the trouble spots. I added a few paint fails to the ribs but was careful not to overdo it. Another Branchline® car I used was a “Chinese Red” Burlington 40 foot steel car. I have substitut-



**Step 2.** Mix of Pewter and Silver brushed on running board. Excess color was lightly blown off the surface of the running board and laterals. Heavier unwanted sparkles on roof panels brushed off.

My first attempt applying Pewter directly on to the Red looked OK but slightly transparent. Borrowing on the success of the gray weathered roof, I lightly brushed a light grey on to the Running Board with my 1/4 Royal® RG160 Flat Angle watercolor brush. My wife bought it for me to use for “dry brushing” which PanPastel has quickly replaced. Simmons® also makes a brush like this, it's really a mini sash brush and highly recommended for painting scale window frames. Its main attribute is that it lays paint down in a flat and even coat. It is also perfect for priming roofs before you apply PanPastel. Then I used the Sofft® Tool to lightly wipe the Pewter and Silver on to the tread pattern.

**Next month I will finalise this article with examples for weathering vehicles.**

**- David O'Hearn**

# Donald and Janette's Tour of the USA

## Atascadero CA 2/10/2014

Today we headed for Visalia CA via Kings Canyon National Park and Sequoia National Park to stay the night in Visalia.

Next day we drove to Barstow CA travelling through Bakersfield and Tehachapi saw no rail activity in Tehachapi next was Mojave where we spotted a BNSF auto train with BNSF 4809, 4704, CN loco and another BNSF at the head. At the Mojave Airport was a Progress Rail Services SW9 operating at the wheel repair facility. There were flat cars with wind turbine components on them.

Drove onto the Western America Railroad Museum Barstow CA which wasn't open when we arrived there so looked around at the equipment on the outside. One of most unusual locomotives was ATSF 1460 this was a one off being a Baldwin VO-1000 switcher repowered with an EMD prime mover engine and Blomberg trucks and long hood similar to GP7 this was given the nickname "Beep".

After staying overnight in Barstow we drove to Las Vegas for a wedding.



BNSF auto train with 4809, 4704 + 2 other locos at Mojave CA



Railroad Museum Barstow CA



UP 9950 at Railroad Museum Barstow CA



ATSF 1460 Rebuilt VO-1000 at Railroad Museum Barstow CA



ATSF 95 EMD FP45 at Railroad Museum Barstow CA

UP



USMC 248236 GE 44 Ton at Railroad Museum Barstow CA

5  
3



UP 25472 Caboose at Railroad Museum Barstow CA



## Atascadero CA 2/10/2014

*(Continued)*



**ATSF 999728 Caboose at Railroad Museum Barstow  
CA**



**BNSF locos with 1574 on the head of a container  
train at Barstow**



**BNSF locos with 8208 on the head mixed  
freight train at Barstow**

### Locomotive History

BNSF 4809 GE C44-9W, Built as BNSF 4809

BNSF 4704 GE C44-9W, Built as BNSF 4704

UP 9950 SD40-2, Built as MP 3320

ATSF 1460 1460 SWBLW, BNSF 1460, Built as ATSF  
2220 VO-1000, Rebuilt with Geep Hood 1970 nick-  
name Beep

ATSF 95 FP45, ATSF 5945, ATSF 5995, Built as ATSF  
105

USMC 248236 GE 44 tonner

BNSF 1574 SD40-2R, BNSF 6502 SD45-2, ATSF 5852  
SD45-2u, Built as ATSF 5670 SD45-2

BNSF 2951 GP39-2, Built as ATSF 3697

BNSF 1571

BNSF 1572 SD40-2R, BNSF 6472 (sd45-2), ATSF 5822  
(SD45-2u), Built as ATSF 5678 (SD45-2)


BNSF 2882 GP39M, BN 2882 (GP39M), BN 2530  
(GP35), Built as CBQ 984

BNSF 8208 SD75M, BNSF 208, Built as ATSF 208

BNSF 7774 GE ES44DC, Built as BNSF 7744


BNSF 7458 GE ES44DC, Built as BNSF 7458

**- article and photos by the late Donald Davis**



**NMRA-AR CONVENTION  
BEROWRA 2016**


The National Model Railroad Association—  
Australasian Region Presents  
The 32nd Annual Regional Convention  
"Modelling the Perway"



Berowra Community Centre  
1 The Gully rd, Berowra NSW  
Sun ~ 4pm 11th Sept. 2016

Clicks on "Modelling the Perway"

- Bring and Buy Stand
- Self Drive Layout Tour
- Modelling Competition
- Photo Contest



For more information and tickets:  
<http://www.nmra.org.au/Convention32/convention32.html>